

Linear Relationships Quiz 2 Review

Answer #1-2 on your POD paper.

- Kendall is baking cookies for a party. He has already made 95 cookies, but plans to bake more. Each batch of cookies makes 36.
 - Write an equation for the total number of cookies he has c for any number of batches b .
 - How many cookies will he have after baking 3 batches? Use your equation to show how you know. Show your work.
 - He needs 350 cookies for his party tonight. How many batches will he have to make? Use your equation to show how you know. Show your algebra work.
- James is buying lettuce from his new favorite website www.lettuce.com. Each head of lettuce costs 35¢, but there is a \$5.75 shipping fee on the order.
 - Write an equation for the total cost c for any number of heads of lettuce h .
 - How much would 5 heads of lettuce cost? Use your equation to show how you know.
 - James only has \$12 to spend. How many heads of lettuce can he buy? Use your equation to show how you know. Show your algebra work.

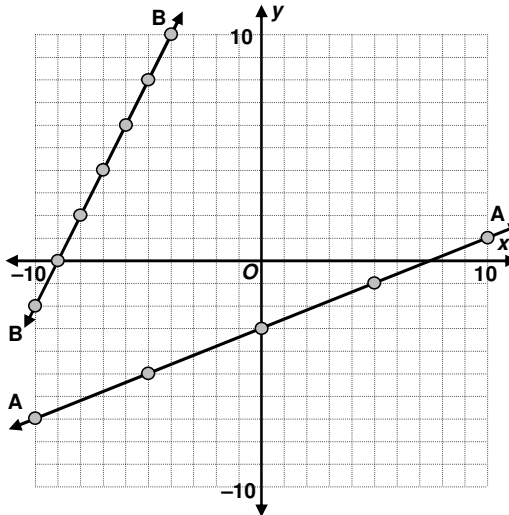
Answer the rest on the worksheet.

- Use the graph to answer the following.

- Complete the table for each graph.

Graph A		Graph B	
x	y	x	y
-10		-10	
-5		-9	
0		-8	
5		-7	
10		-6	

- Write an equation for each line.

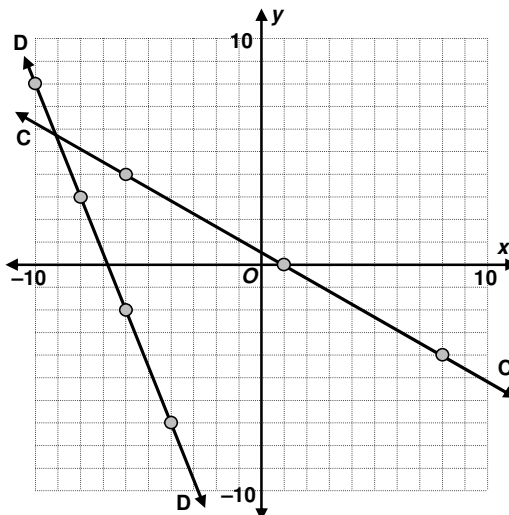


- Use the graph to answer the following.

- Complete the table for each graph.

Graph C		Graph D	
x	y	x	y
-6		-10	
1		-8	
8		-6	
		-4	

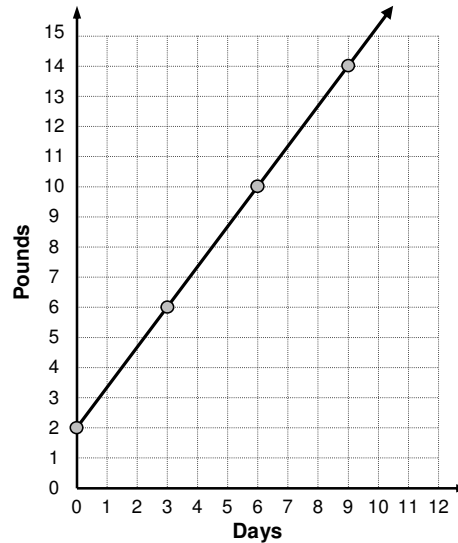
- Write an equation for each line.



5. Suppose you have the graph of the line $y = \frac{3}{4}x + 5$
- Write the equation for a line that is parallel to it.
What must be true of the slope of your line?
 - Write the equation for a line that is perpendicular to it.
What must be true of the slope of your line?

6. Use the graph on the right to answer the following.
- Complete the table to match the graph.

Number of Days	Pounds
0	
1	
2	
3	
4	
5	
6	
7	
8	
9	



- Write an equation to match the graph.
- Write a story to match the graph, then title the graph and table.

7. Carlos is shrinking! He finds that his height is decreasing at a constant rate.

- Write an equation that shows his height h after any number of weeks w . (3 points)
- About how tall will he be in 9 weeks?
Use your graph to estimate the answer.
Show your work on the graph.
- About how many weeks until he is only 40 inches tall? Use your graph to estimate the answer. Show your work on the graph.
- Explain how you could use your equation to check your answers to parts b and c.

